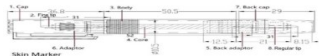


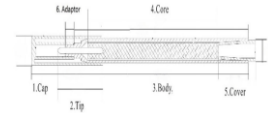


一次性使用无菌皮肤记号笔  
Sterile Disposable Skin Marker

产品结构图 / Primary structure



Skin Marker  
Product no. 66 x x x x  
Product specification  
Just for reference  
Variation 5%



**东莞康钧医疗用品有限公司** 邮编: 523960  
地址: 东莞市厚街下汴村富民路粤能工业城C栋四楼  
Dongguan Concord Medical Products Ltd.  
Add: Floor 4, Block C, Yue Neng Ind Park  
Xia Bian Village, Houjie, Dongguan, China  
Tel : +86-769-88919066  
Fax : +86-769-88919050  
<https://www.concord-medical.com>

**EC REP** mdi Europa GmbH  
Langenhagener Str. 71  
30855 Langenhagen



Document No. D-730-40  
Version 1st Release  
Issue Date 2024/12/09

**[ENGLISH]** Sterile Disposable Skin Marker

**Description**

Skin marker is a medical pen used for marking on the patient's skin before or during surgical procedures.

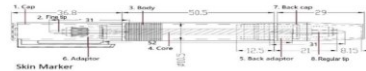
**Specifications**

#	Models	With ruler	Containing 6 labels	Containing 9 labels
1	Regular Tip	No	No	No
2	Regular Tip	Yes	No	No
3	Regular Tip	Yes	Yes	No
4	Regular Tip	Yes	No	Yes
5	Fine Tip	No	No	No
6	Fine Tip	Yes	No	No
7	Fine Tip	Yes	Yes	No
8	Fine Tip	Yes	No	Yes
9	Dual Tip	No	No	No
10	Dual Tip	Yes	No	No
11	Dual Tip	Yes	Yes	No
12	Dual Tip	Yes	No	Yes

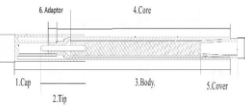
**Characteristics**

Skin marker is used in marking and selecting the surgical sites before or during surgical procedures.  
Long-lasting scrub-resistant, practically odourless ink, contains primarily gentian violet.  
Single-use, radiation sterilized product that will not come off easily during the disinfection procedure with 75% alcohol and iodophors. Quick, easy, and convenient to use in general surgery, plastic surgery, orthopaedic surgery, neurosurgery, cardiovascular surgery, and radiation therapy.

**Product construction**



Skin Marker  
Product no. 66 x x x x  
Product specification  
Just for reference  
Variation 5%



**Intended use**

Skin marker and selection of the surgical site for diagnostic and interventional radiology, surgery, medical teaching and treatment of skin diseases.

**Directions for use**

1. Sterilize the intact skin with 75% alcohol and iodophors according to standard procedure and let it air dry (about 6 seconds).
2. Test the marker on a small area of intact skin to ensure it is working properly and to check for any allergic reactions.
3. Apply gentle pressure while marking to ensure the dye transfers effectively and the mark is visible.
4. If additional marks are needed, repeat the previous steps as necessary.
5. After use, dispose of the marker safely and properly as medical waste.
6. Marking can be easily removed with a Chlorhexidine Gluconate solution.

**Warnings**

1. Consider the possibility that the patient may be allergic to Gentian Violet. If patient feels uncomfortable while using, stop using and treat appropriately.
2. Radiation sterilized, for single use only, do not reuse or re-sterilize. The reuse may cause cross contamination which leads to microbial infection.
3. Should be used on dry skin. If using on sweating or wet skin, please wipe dry and operate as above Directions for use.
4. Protect the tip during use and cover with cap when finish using.
5. It should be used immediately after opening the package and disposed of safely and properly as medical rubbish after use.
6. Do not use if package or product has been damaged or soiled.
7. DO NOT ingest. In case of accidental ingestion, DO NOT induce vomiting. Rinse mouth thoroughly with water and seek for medical advice.
8. Avoid contact with eyes. In case of accidental contact, flush eyes with water and seek medical advice.

**Contraindication**

Use on mucosa and open wound is not recommended.

**Possible complications**

None

**Storage**

Store in a cool, dry place. Avoid exposure to water, direct sunlight extreme temperature, high humidity or corrosive gases.  
Temperature limit 5°C - 25°C  
Sterile for 3 years. Expiry date : see package

**[中文]** 一次性使用无菌皮肤记号笔

**[产品描述]**

一次性使用无菌皮肤记号笔(以下简称皮肤记号笔),是医护人员在医疗过程中在病人皮肤上标记时使用的医疗产品。

**[产品规格]**

#	型号	带尺	带6贴纸	带9贴纸
1	普通笔尖	否	否	否
2	普通笔尖	是	否	否
3	普通笔尖	是	是	否
4	普通笔尖	是	否	是
5	细尖笔尖	否	否	否
6	细尖笔尖	是	否	否
7	细尖笔尖	是	是	否
8	细尖笔尖	是	否	是
9	双头笔尖	否	否	否
10	双头笔尖	是	否	否
11	双头笔尖	是	是	否
12	双头笔尖	是	否	是

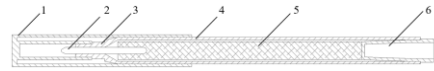
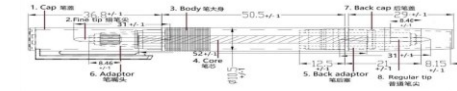
**[产品性能]**

在外科手术之前或期间,皮肤记号笔用于标记和选择手术部位。墨水主要包含龙胆紫,墨迹持久、耐擦洗、几乎无味。一次性使用。使用75%酒精和碘伏消毒过程中,划线不易擦除。应用于普通外科,整形外科、骨科、神经外科、心血管外科及放射治疗等手术中,具有快速、安全、便捷的特点。

**[结构组成]**

一次性使用无菌皮肤记号笔由笔盖、笔尖、笔嘴头、笔大身、笔芯、笔后盖、墨水(含龙胆紫、异丙醇、丙二醇、水)组成,另有可选择的软尺和不干贴纸(根据型号而定)。

**[结构示意图]**



1-笔盖 2-笔尖 3-笔嘴头 4-笔大身 5-笔芯 6-笔后盖

**[适用范围]**

用于诊断和治疗皮肤病、介入放射学、外科、医学教学中在病人皮肤上作标记、定位。

**[使用说明]**

1. 根据标准程序用75%酒精和碘伏对正常皮肤进行消毒并待其风干(约6秒)。
2. 在正常皮肤上测试皮肤记号笔,以确保它是否有任何过敏反应。
3. 用一般力度划记号,并确认墨水有效且标记可见。
4. 如需添加标记,请重复上方的步骤。
5. 使用后请将记号笔以医疗废料标准处理。
6. 使用葡萄糖酸氯己定消毒液可以擦除记号。

**[注意事项]**

1. 应考虑病人可能对龙胆紫过敏的可能性。使用过程中,如发现病人感到不适,立即停止使用并适当治疗。
2. 本产品经辐射灭菌,仅限一次性使用,不得重复使用或再次灭菌。重复使用可能会导致交叉污染,从而导致微生物感染。
3. 本产品应在单个病人的干燥皮肤上使用,如病人皮肤流汗或潮湿,请先擦干皮肤,然后再按照上述使用说明进行操作。
4. 使用时注意笔尖的保护,不用时应盖好笔盖。
5. 包装打开后应马上使用,产品使用后,应按医疗垃圾进行适当处置。
6. 如包装或产品被损坏或有污渍,请勿使用。
7. 不要吞食。如不慎误食,请勿催吐。用清水彻底漱口,并寻求医生建议。
8. 避免与眼睛接触。如不慎接触,请用水冲洗眼睛并就医。

**[禁忌症]**

不建议用于粘膜和开放性伤口。

**[可能的并发症]**

暂未发现

**[贮存]**

本产品应贮存于阴凉、干燥的地方,避免接触水、阳光直射、极端温度或湿度的环境下存放,且防止与腐蚀性气体接触。  
温度: 5°C - 25°C

**[有效期]**

灭菌有效期三年

**[到期日期]**

见包装标签

**[生产许可证编号]** 粤食药监械生产许20112001号

**[产品技术要求号]** 粤械柱准20172011109

**[产品注册证编号]** 粤械柱准20172011109 新证下来之后要换新编号

**[售后服务单位]** 东莞康钧医疗用品有限公司