



# Product Manual

## Scars Rescuer

(Silicone scar treatment pad)



**Application** Recommended by University research team, plastic surgeons and hospitals

- Sterilized Scars Rescuer (Disposable).  
It can be used on burn injuries and other open wounds:  
Exerts pressure on and protects wounds from cross infection.  
Anti-bacterial and prevents the formation of keloid and hypertrophic scars.
- Non-sterilized Scars Rescuer (Reusable). It can be used on scar treatment by:  
Producing collagen and improving metabolism.  
Boosting dermal circulation and retaining moisture of scars.
- Suitable to be used in most parts of the body: joints, back, face.
- Rarely causes redness, pain and allergic reaction.
- Works best on elevated scars not older than two years.

### Property :

- ✓ Medical grade Silicone 99.8%
- ✓ Manufacture under ISO 13485
- ✓ ISO 10993 Certified
- ✓ Sterile under ISO 111354
- ✓ dermatest "excellent"
- ✓ Additives and hormone

✗ **LATEX**free



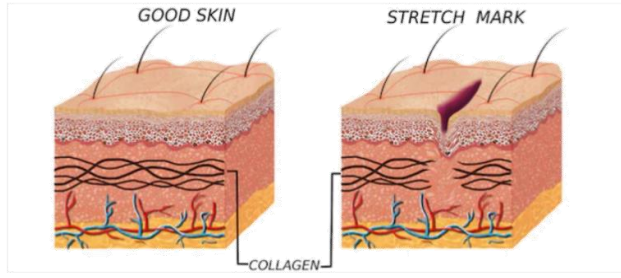
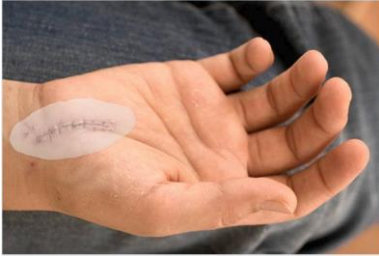
### How it works :

- It is a muscle like, soft, elastic and self-adhesive dressing. Hence, making it comfortable to use.
- The cover of sterilized Scar Rescuer acts as a second skin. It exerts pressure on the covered area, maintains its temperature & intensifies hydration of scar tissue. It keeps its normal moisture and repairs the natural skin of the wound.
- Generally, a scar needs 18 months or longer to be subsided or faded out. The use of the non-sterilized Scar Rescuer speeds up the fading of color, size and even the disappearing of hypertrophic and keloid scars.
- Reduces the pulling after the wounds have recovered.

### Instruction :

1. Clean skin thoroughly before applying.
2. Apply the pad to the desired area while sleeping or for more than 2 hours at any time. It is self-adhesive, viscosity may no longer exist after approximately 20 times of use.
3. Remove the pad slowly after use and put it back to the shield adhesive side down.
4. It should be cleaned occasionally by gentle detergent and rinsed with warm water so as to remove dead skin cells, tissues and foreign objects.
5. Do not dry with a towel, it can be placed back to the shield or used again without drying.





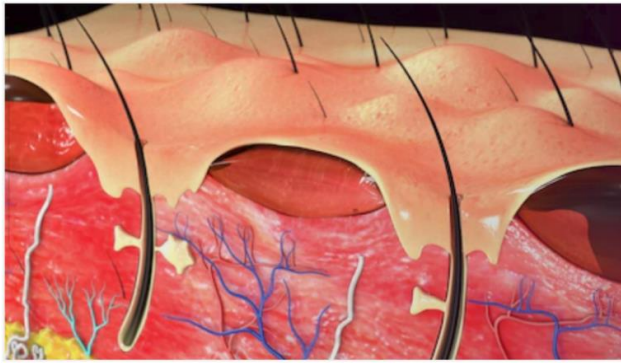
當我們意外受傷或由於種種原因需要動手術,術後我們與生俱來的自我修復功能會發出信號,對創口局部集結大量所需營養儘快令創口癒合。但這種情況往往會因過量而導致疤痕增生。

**用途:**

- 開放和燒傷傷口需選用無菌包裝並不能重複使用。
- 能有效阻隔外來細菌入侵。
- 對創口形成壓力, 促進血液循環。
- 保持有利細胞生長的適當濕度。
- 仿肌肉彈性體, 附有皮膚修復凝液, 使用舒適。
- 有限度透氣防止皮膚刺激和過敏。

**警告:**

- 正值皮膚過敏時停止使用。
- 用于開放傷口,禁止重複使用。
- 確定使用時不影響呼吸。
- 使用後出現敏感,應立即停止使用。



1. Do not use when there is a skin problem or known allergic to silicone.
2. Stop using it if a rash or irritation occurs.
3. Apply 'single use' only to open wounds so as to prevent cross infections.
4. Make sure breathing is not interfered when using during sleep.



Store in cool, ventilated and dry place, avoid contact with corrosives.  
Validity 1 years from date of manufacture.

EN ISO 13485:2012 Certificate No. Q1N 13 07 74603 006  
SFDA Cert No. Guangdong 2011 2001


**Sign instructions:**


② Disposable

**STERILE EO** Sterile EO

**REF** Product number

**LOT** Batch number

 Expiry date

 Date of manufacture  
Name of manufacturer and Service :



EC Rep : Welkeng Ltd (www.ce-marking.eu)  
29 Harley St., London W1G 9QR, UK  
Mftr: Concord Medical Ltd  
Address: Shop 9, Basement, Shing Lee Comm'l Bldg  
No. 8 Wing Kut St., Sheung Wan, HK  
Tel no. : 2866 6308 Fax no. : 3542 5676  
www.concord-medical.com  
info@concord-medical.com  
Factory : Dongguan Concord Medical Products Ltd.  
Xia Bian, Houjie, Dongguan, Zip : 532 960